

POLi Payments

Merchant Guidelines September, 2012

These Merchant Guidelines provide information and instructions relating to the design and layout requirements when integrating POLi™ into your website.

To protect the integrity of the brand, it is important that merchants adhere to all aspects of this document. The following guidelines detail the essentials when displaying POLi™ on your website.

If you require more detailed information about integrating with POLi™, this information can be found in the Merchant Implementation Guide (“MIG”).

Brand Mark:




Section 1: The POLi Brand

To ensure the clarity and integrity of the POLi Brand is maintained, minimum size specifications have been developed and must be observed at all times. The Wordmark must never be less than 10mm high.

Note: when the Brandmark is reduced to the minimum size the tagline 'Internet Banking', is removed as it is not legible at the minimum size.

Word Mark:



Section 2: Incorrect use of the POLi Brand

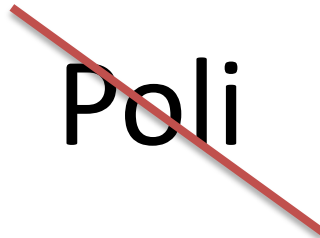

Shown here are incorrect uses of the elements of the POLi Brand.

Size: do not compress, extend, straighten or distort the Wordmark.

Background- do not colour the background in any other colour other than those specified

Aspect Ratio : do not rearrange or distort the elements in the Wordmark.

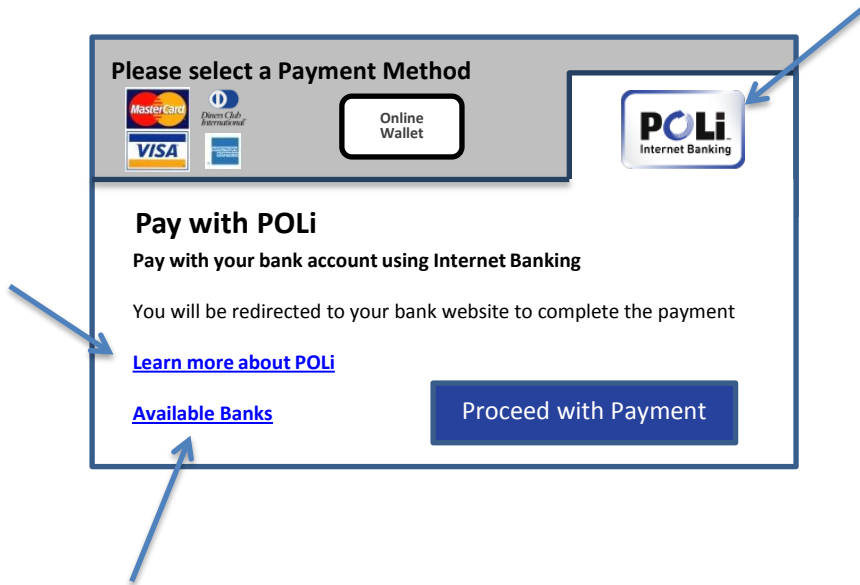
Capitalisation: POLi must always be written using capitals "P", "O", "L" and a lower case "i".

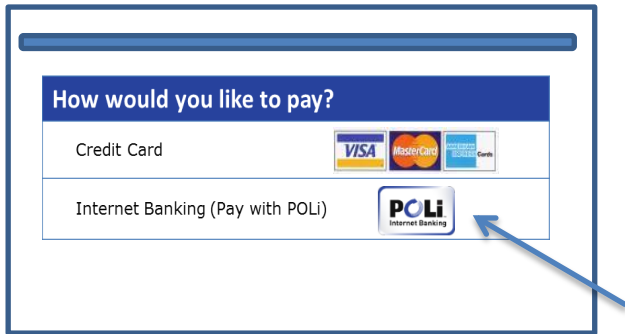
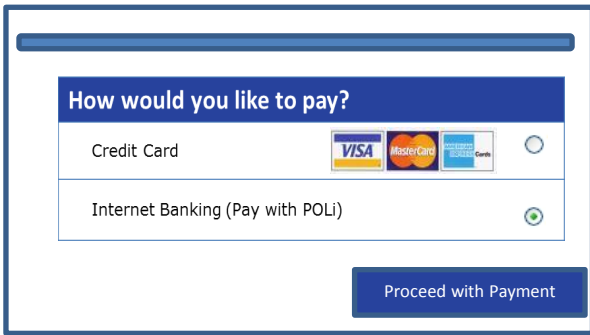


Section 3: Use of the POLi Brand at the “Checkout”

The three POLi elements to include at the checkout are:

- 1 **Transaction Initiation** (buttons) – mandatory (see section 4)
- 2 **Learn More About POLi** – recommended (see section 5)
- 3 **Available Banks** – recommended (see section 6)

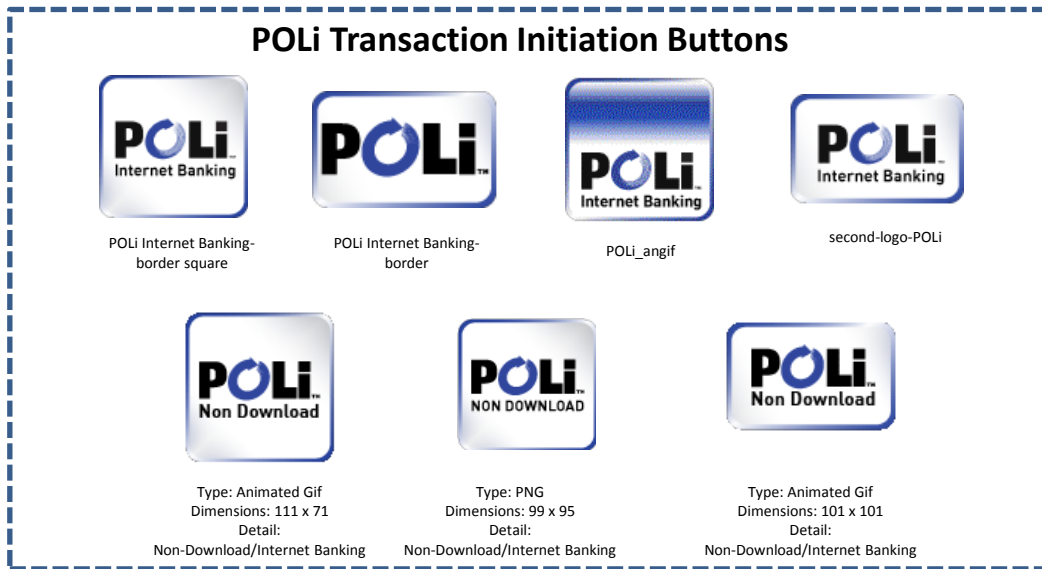


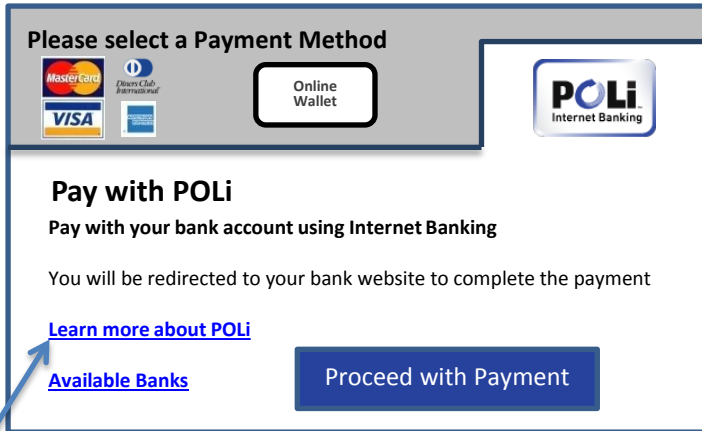


Section 4: Transaction Initiation (Mandatory)

Each Merchant in order to offer POLi as a payment option must provide the customer the ability to initiate a transaction. Initiation can occur by either:

- 1 Selecting a radio button next to “Pay with POLi (Internet Banking)” and then clicking proceed
- 2 Selecting a POLi button
 - For a full list please visit: http://www.polipayments.com/merchant_resources
 - Examples are below





Section 5: Learn More About POLi Optional

POLi is a new payment type to many consumers. For the consumers to familiarise themselves with POLi and the process, it is important to provide the “Learn more about POLi” links.

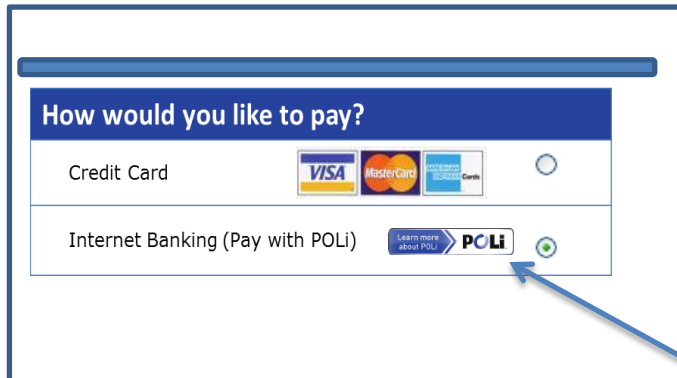
The above is best achieved by linking to the POLi Payments website (www.polipayments.com/consumer) by:

- 1 Providing a clickable text link “Learn more about POLi”
- 2 Adding one of the clickable button

For a full list please visit:

http://www.polipayments.com/merchant_resources

Examples are below:



Learn more about POLi Buttons



POLi one




POLi two



POLi square button

Please select a Payment Method



Pay with POLi
Pay with your bank account using Internet Banking

You will be redirected to your bank website to complete the payment

[Learn more about POLi](#)

[Available Banks](#)

Proceed with Payment

Section 6: Available Banks (Optional)

POLi provides the ability for customers to check if their bank is available with POLi prior to initiating a transaction.

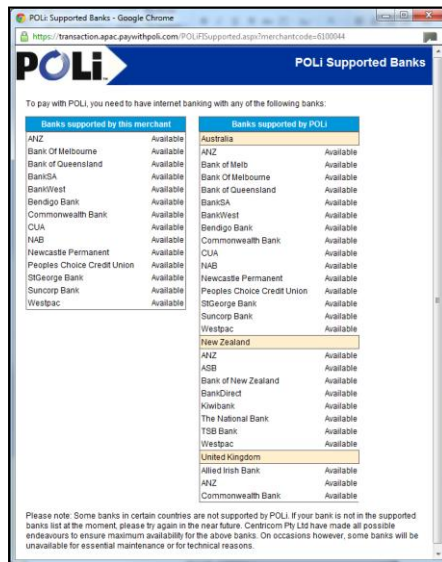
POLi recommends providing a clickable text link as follows:

“Available Banks”

Linking to:

<https://transaction.apac.paywithpoli.com/POLiFISupported.aspx?merchantcode=YOURMERCHANT CODE>

The available banks list is shown below:



Banks supported by this merchant

ANZ	Available
Bank Of Melbourne	Available
Bank of Queensland	Available
BankSA	Available
BankWest	Available
Bendigo Bank	Available
Commonwealth Bank	Available
CUA	Available
NAB	Available
Newcastle Permanent	Available
Peoples Choice Credit Union	Available
STGeorge Bank	Available
Suncorp Bank	Available
Westpac	Available

Banks supported by POLi

Australia	Available
ANZ	Available
Bank of Melb	Available
Bank Of Melbourne	Available
Bank of Queensland	Available
BankSA	Available
BankWest	Available
Bendigo Bank	Available
Commonwealth Bank	Available
CUA	Available
NAB	Available
Newcastle Permanent	Available
Peoples Choice Credit Union	Available
STGeorge Bank	Available
Suncorp Bank	Available
Westpac	Available
New Zealand	Available
ANZ	Available
ASB	Available
Bank of New Zealand	Available
BankDirect	Available
Wiwibank	Available
The National Bank	Available
TSB Bank	Available
Westpac	Available
United Kingdom	Available
Allied Irish Bank	Available
ANZ	Available
Commonwealth Bank	Available

Please note: Some banks in certain countries are not supported by POLi. If your bank is not in the supported banks list at the moment, please try again in the near future. Centricom Pty Ltd have made all possible endeavours to ensure maximum availability for the above banks. On occasions however, some banks will be unavailable for essential maintenance or for technical reasons.

Section 7: Marketing and Promoting POLi

We encourage merchants to promote POLi through their website to help the customers to understand what the payment option is and how this will maximise conversions.

Available POLi promotion tools are:

- Logos
- Buttons
- Banners



Banner Options



Contact details to discuss any campaign ideas:
livia.beaurepaire@polipayments.com